


# Multi-Pleat™ Elite

## Self-Supporting Extended Surface Pleated Filter



### FEATURES

Exclusive vForm™ pleating technology

MERV 8 performance rating

Self supporting pleats

Low resistance to airflow reduces energy costs

Moisture resistant beverage board frame

Completely incinerable

### High Performance MERV 8 Mechanical Media

The Multi-Pleat Elite is self-supporting and requires no metal support grid downstream. No metal components means the filter is completely incinerable after use.

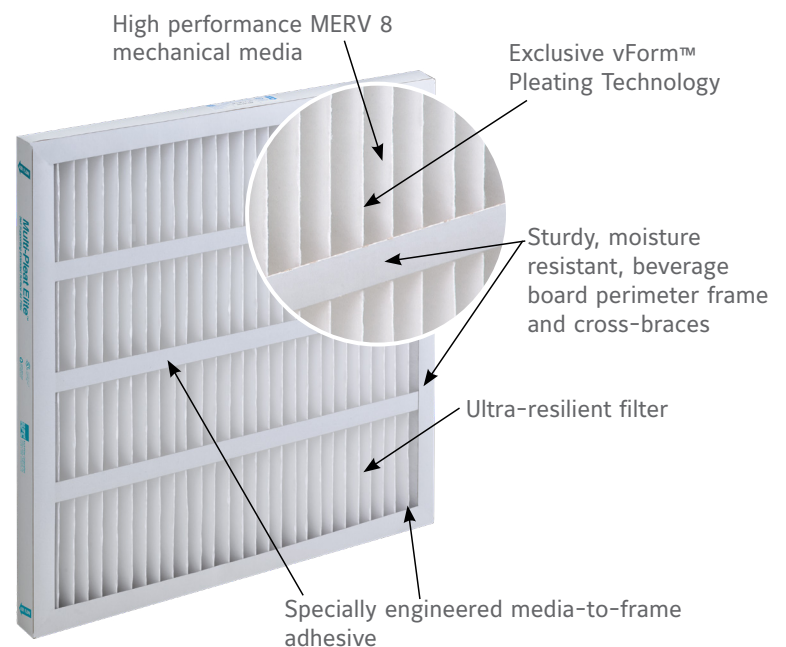
### Exclusive vForm™ Pleating Technology

The vForm pleating technology maintains uniform pleat spacing in every filter. In addition, vForm™ Pleating Technology insures the same pleat configuration used for decades in our original Multi-Pleat products. Same aerodynamic v-shaped pleat design, same superior performance.

### Sturdy, moisture-resistant, beverage board perimeter frame and cross-braces

Engineered design provides structural integrity even in difficult operating conditions. The media used in the Multi-Pleat Elite is extraordinarily resilient and is engineered to endure the rigors of shipping, handling, installation and operation.

### Multi-Pleat Elite Construction



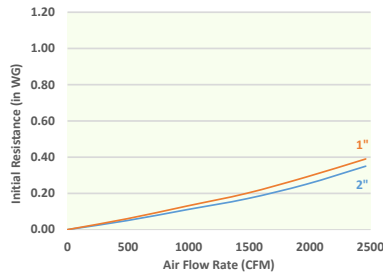
## Multi-Pleat™ Elite Standard Capacity Performance Data

Filter Depth	Air Velocity	Initial Resistance (inches w.g.)	Final Resistance (inches w.g.)	Pleats Per Linear Foot
1"	300 FPM	0.14	1.0	12
2"	500 FPM	0.25	1.0	10

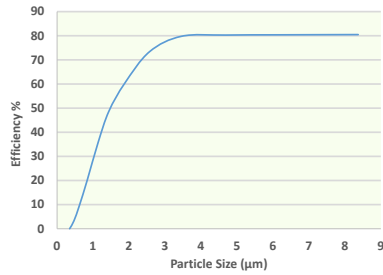
## Multi-Pleat™ Elite High Capacity Performance Data

Filter Depth	Air Velocity	Initial Resistance (inches w.g.)	Final Resistance (inches w.g.)	Pleats Per Linear Foot
1"	300 FPM	0.12	1.0	15
2"	500 FPM	0.21	1.0	14

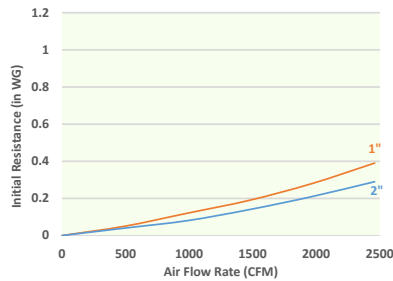
## Standard Capacity Initial Resistance vs. Air Flow



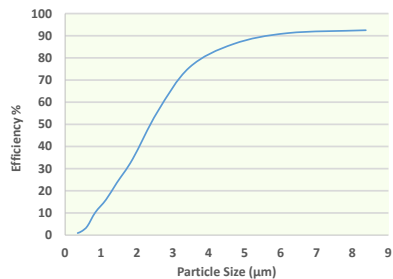
## Standard Capacity Efficiency by Particle Size



## High Capacity Initial Resistance vs. Air Flow Rate



## High Capacity Efficiency by Particle Size



Part Number	Nominal Size*	Capacity (CFM)	
		300 FPM	500 FPM
<b>Standard Cap</b>			
102-740-002	12x24x1	600	1000
102-740-003	14x20x1	575	986
102-740-004	14x25x1	725	1225
102-740-005	15x20x1	625	1050
102-740-006	16x20x1	675	1125
102-740-007	16x25x1	850	1400
102-740-008	20x20x1	850	1400
102-740-009	20x25x1	1000	1750
102-740-010	24x24x1	1200	2000
<b>Standard Cap</b>			
102-740-012	12x24x2	1000	1250
102-740-013	14x20x2	975	1225
102-740-014	14x25x2	1225	1525
102-740-015	15x20x2	1050	1300
102-740-016	16x20x2	1125	1400
102-740-053	16x24x2	1350	1675
102-740-017	16x25x2	1400	1750
102-740-018	18x24x2	1500	1875
102-740-019	20x20x2	1400	1750
102-740-020	20x24x2	1675	2100
102-740-021	20x25x2	1750	2175
102-740-022	24x24x2	2000	2500
102-740-050	25x25x2	2175	2725
<b>High Cap</b>			
102-741-002	12x24x1	600	1000
102-741-003	14x20x1	575	986
102-741-004	14x25x1	725	1225
102-741-005	15x20x1	625	1050
102-741-006	16x20x1	675	1125
102-741-007	16x25x1	850	1400
102-741-008	20x20x1	850	1400
102-741-009	20x25x1	1000	1750
102-741-010	24x24x1	1200	2000
<b>High Cap</b>			
102-741-012	12x24x2	1000	1250
102-741-013	14x20x2	975	1225
102-741-014	14x25x2	1225	1525
102-741-015	15x20x2	1050	1300
102-741-016	16x20x2	1125	1400
102-741-053	16x24x2	1350	1675
102-741-017	16x25x2	1400	1750
102-741-018	18x24x2	1500	1875
102-741-019	20x20x2	1400	1750
102-741-020	20x24x2	1675	2100
102-741-021	20x25x2	1750	2175
102-741-022	24x24x2	2000	2500
102-741-050	25x25x2	2175	2725

## Engineering Specifications

### 1.0 General Specifications

- 1.1 Filters shall be Multi-Pleat Elite extended surface pleated air filters as manufactured by Koch Filter.
- 1.2 Filters shall be available in nominal depths of 1" and 2" in standard and high capacity configurations.
- 1.3 Filters are classified by Underwriters Laboratories to UL 900 and ULC-S111-07.
- 1.4 Filters are manufactured by an ISO 9001 registered company.

### 2.0 Filter Material and Construction

- 2.1 Media shall be 100% synthetic self supporting media.
- 2.2 Filters shall have strips bonded to the air-entering side of the filter to maintain pleat uniformity and prevent fluttering.
- 2.3 Filter frame shall be comprised of a high wet strength beverage board with a cross member designed to increase filter strength and rigidity. Frame shall be recyclable.

### 3.0 Filter Performance

- 3.1 Filters shall be MERV 8 in standard capacity and high capacity configurations and when tested in accordance with ASHRAE 52.2 Test Standard.
- 3.2 For initial resistance of filters, see Performance Data chart above.
- 3.3 Filters shall be rated to withstand a continuous operating temperature up to 150°F.
- 3.4 Filters shall have a recommended final resistance of 1.0" w.g.